



ORRUM CÔR REGISTRY REPORTS

Leverage data-backed
industry benchmarks to
improve patient care

CLINICAL ANALYTICS

PATIENT CARE



Cardiac Surgery Quality Report

Perfusionist	Pump	XClamp	Art temp, Highest, $\leq 37^{\circ}\text{C}$	Cardiac Index, $> 1.6 \text{ l/min/m}^2$	Glu, peak cpb, $< 200\text{mg/dL}$	K, peak cpb, $< 7.5\text{mEq/dL}$	MAP, low, $> 55 \text{ mmHg}$	SvO2, low, $\geq 65\%$
Perfusionist 1	119	104	✓	✗	✓	✓	✓	✓
Perfusionist 1	112	99	✓	✓	✓	✓	✗	✓
Perfusionist 1	106	93	✓	✓	✓	✓	✓	✓
Perfusionist 2	91	75	✓	✓	✓	✓	✗	✓
Perfusionist 2	168	130	✓	✗	✓	✓	✓	✓
	135	123	✓	✓	✓	✓	✓	✓
Perfusionist 2	133	124	✓	✓	✓	✓	✓	✓
Perfusionist 1	180	153	✗	✓	✓	✓	✓	✓
Perfusionist 2	171	141	✓	✗	✓	✓	✗	✓
Perfusionist 2	90	77	✓	✓	✓	✓	✓	✓
Perfusionist 1	105	89	✓	✗	✓	✓	✓	✓
Perfusionist 1	184	137	✓	✗	✓	✓	✓	✓
Perfusionist 1	141	129	✓	✓	✓	✓	✓	✓
Perfusionist 1	133	113	✓	✓	✓	✓	✓	✓

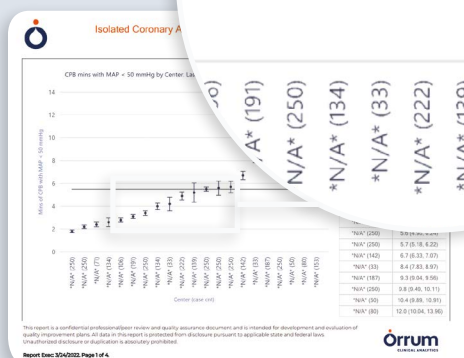
nal/peer review and quality assurance document and is intended for development and evaluation of quality improvement plans. All disclosure pursuant to applicable state and federal laws. Unauthorized disclosure or duplication is absolutely prohibited.



Report Date:
11/4/2021

03 Benchmarking Opportunities

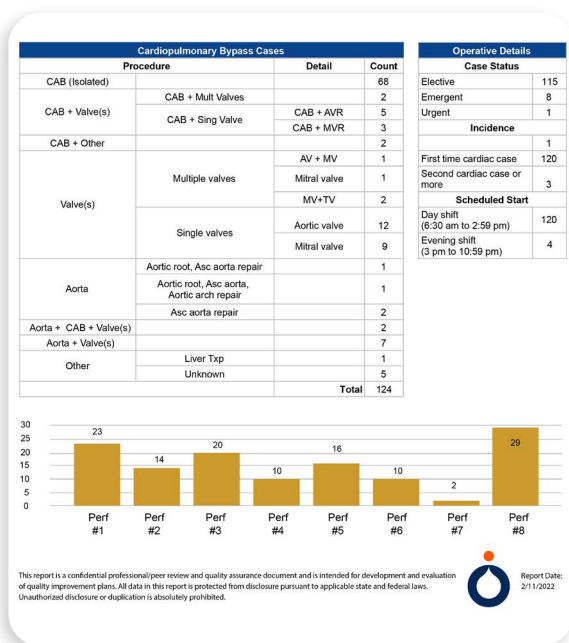

Compare your team's performance during similar procedures with others on critical measures of perfusion such as the management of mean arterial blood pressure (MAP), oxygen delivery (dO₂i) and regional cerebral saturation (SrO₂).
+ Example from perfusion information management systems only.



With your mean value and confidence intervals, you can quickly visualize if your center is performing better, worse or the same as the benchmark average.

04 Program and Staff Activity

Insights into measures of cardiac surgery activity.



05 Full Scope of Practice

Reports available on Perioperative Blood Management Services and Extracorporeal Life Services.



CONTACT US

Please contact the Orrum CÔR Registry at registry@orrum.com or visit us at www.orrum.com